

## Operator PM

Web EHSdesk™ provides a fully integrated suite of web-based software modules designed to support administrative, operational, and business process information management associated with Environment, Health, and Safety (EHS).

The **Operator PM** module provides a mechanism to document machine-specific instructions and pictures associated with equipment maintenance. These instructions are assigned a frequency (i.e., daily, weekly, monthly). Once the assessment is complete, this information can be printed in the form of an Operator PM Posting Report. Operator PM can be used as a standalone module or as part of the Safety suite.

### Features and Functionality

- Operator preventive maintenance data managed via a user-friendly, step-by-step interface
- Preventive maintenance instructions are designated as daily, weekly, or monthly
- Posting Report includes machine-specific pictures illustrating each preventive maintenance instruction
- Links to machine/equipment inventory

#### Operator PM Assessment Summary

The following is a summary of the information for the selected Operator PM Assessment.

Equipment Details	
Equipment Id: TEST_EQUIP	Description: Test Machine
Equipment Status: Active	Location: SAC Training Site    Main Building
Category: Miscellaneous Machine	Organization: ABC Test Company

Assessment Details	
Assessment Date: 01/24/2014	Assessment Status: Final
Assessed By: Tester, Chester	Review Complete Date: 03/24/2014
CAR Status: None	

Preventive Maintenance Instructions		
Frequency	No.	Instructions
Daily	1	Check fitting for broken o-ring
Daily	2	Wipe the keyboard clean
Weekly	1	Check e-stop button for proper operation.
Monthly	1	Check and clean monthly.
Monthly	2	Check calibration sticker.

Pictures		
Frequency	No.	Description
Daily	1	1. Check fitting
Daily	2	2. Keyboard
Weekly	1	1. Check e-stop
Monthly	1	1. Check monthly
Monthly	2	2. Check calibration sticker

Print Details

Report Footer: This document contains no technical data subject to the EAR or the ITAR.

Operator PM Assessment Summary Page

- Typical users include EHS Professionals, Facilities & Services Maintenance (Authorized) Personnel, and Shop Floor Operations Personnel

### Benefits

- Enables Authorized personnel to systematically handle and satisfy preventive maintenance procedural requirements
- Posting Reports provide a proactive mechanism to help ensure that important equipment maintenance is performed

### Reports

Operator Preventive Maintenance (PM) Inventory Report			
Location	Organization	Equipment Id	Description
Training Site    Building 1	ABC Test Company	000280	ANODIZE TANK E
Training Site    Building 1	ABC Test Company	700412968AA	NGS Trunnion
Training Site    Building 1	ABC Test Company	BOIL_123	Boiler for Testing
Training Site    Building 1	ABC Test Company	GRINDER	for Testing
Training Site    Building 1	ABC Test Company	LATHE	for Testing
Training Site    Building 1	ABC Test Company	PB-1449	Paint Booth for Test
Training Site    Building 1	ABC Test Company	TEST ABC TRAIN	Training Equipment
Training Site    Building 1	ABC Test Company	TEST_EQUIP	Test Machine
Training Site    Building 1	ABC Test Company	WHEEL_1	Cut Off Wheel

Operator PM Inventory Report

- Ad hoc reporting is available using a flexible search with multiple filters; query results can be printed or saved to an Excel™ or PDF format
- PM Assessment progress status available to view all equipment and associated status (None, Draft, or Final)
- User-friendly Operator PM Posting Report displaying pictures and instructions available; can be laminated and posted at equipment
- Operator PM inventory listing (formatted report) available

## Integration Points

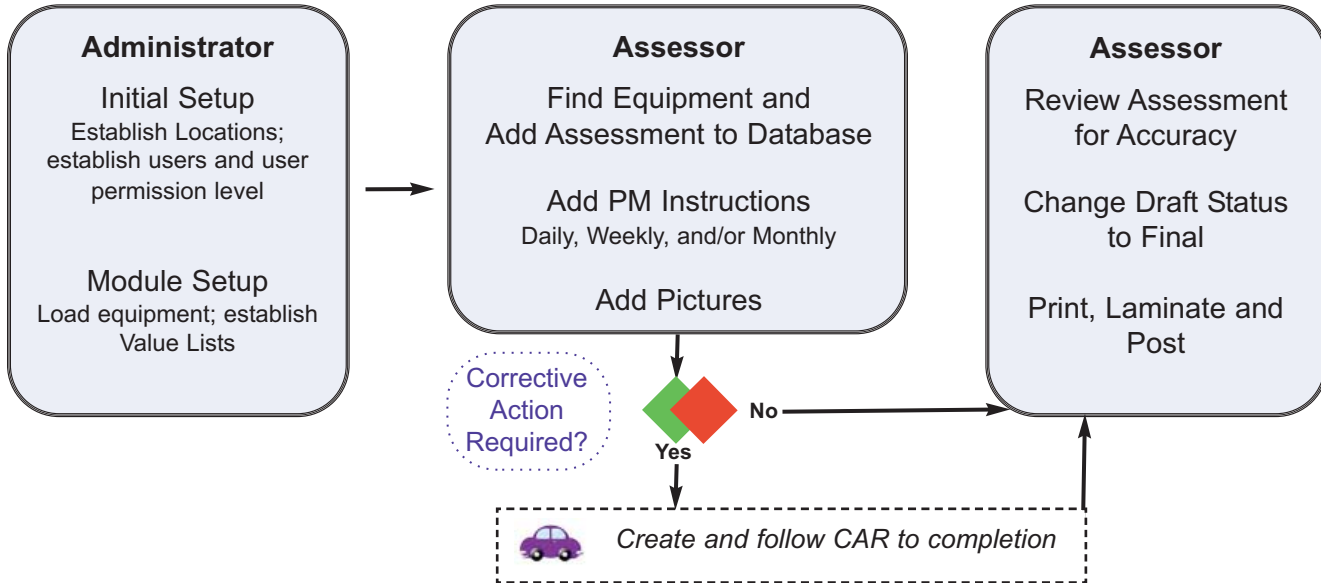
- EHSdesk **Corrective Action Request (CAR)**: a CAR can be created during the assessment to track a missing or deficient preventive maintenance plan



### Compliance

Facilitates compliance with OSHA's General Duty Clause



## Process Flow



Operator PM		
<b>Daily</b>	Equipment ID: TEST_EQUIP Assessor: Tester, Chester Location: Main Building	Description: Test Machine Area: ABCD Organization: ABC Test Company Update Date: 03/24/2014
	1. Check fitting for broken o-ring	
	2. Wipe the keyboard clean	
1. Check fitting		
2. Keyboard		